

Transparencies

Grade 4

Zaner-Bloser Handwriting

With a new alphabet

Zaner-Bloser **Handwriting** With a new alphabet

Transparencies **Grade 4**

Author

Clinton S. Hackney

Contributing Authors

Pamela J. Farris

Janice T. Jones

Linda Leonard Lamme

ISBN 0-88085-373-5

Copyright © 1996 Zaner-Bloser, Inc.

All rights reserved. No part of this book may be reproduced or transmitted in any form or by any means, electronic or mechanical, including photocopying, recording, or by any information storage and retrieval system, without permission in writing from the Publisher. The Publisher has made every effort to trace the ownership of all copyrighted material and to secure the necessary permissions to reprint these selections. In the event of any question arising as to the use of any material, the Publisher, while expressing regret for any inadvertent error, will be happy to make any necessary corrections.

Zaner-Bloser, Inc., P.O. Box 16764, Columbus, Ohio 43216-6764 1-800-421-3018
Printed in the United States of America

Contents

Writing Prompts	Write <i>n m K H</i>	19
Purpose: Expressive Mode: Descriptive . . .1	Write <i>U Y Z</i>	20
Purpose: Expressive Mode: Narrative . . .2	Write <i>V X W</i>	21
Purpose: Informative Mode: Classificatory .3	Write <i>T F</i>	22
Purpose: Informative Mode: Descriptive . .4	Write <i>L J Q</i>	23
Purpose: Informative Mode: Narrative . . .5	Write <i>G S L O</i>	24
Purpose: Informative Mode: Descriptive . .6	Write <i>P R B</i>	25
Purpose: Expressive Mode: Descriptive . .7	Guidelines	26
Purpose: Expressive Mode: Descriptive . .8	Letter Groupings	27
Purpose: Informative Mode: Descriptive . .9	Keys to Legibility	28
Purpose: Expressive Mode: Descriptive .10	English Alphabet	29
Purpose: Expressive Mode: Narrative . . .11	Spanish Alphabet	30
Purpose: Informative Mode: Descriptive .12		
Write <i>i t u w</i>	Proofreading	31
Write <i>r s p j</i>		
Write <i>a c d q g o</i>	Math Content	41
Write <i>n m n y z v</i>	Science Content	42
Write <i>e l h k f b</i>	Social Studies Content	46
Write <i>A C E O</i>		

Using the Transparencies

The transparencies in this book are designed to be used with the Zaner-Bloser Handwriting program for Grade 4. The Letter Pages transparencies match pages in the student edition.

WRITING PROMPTS

Use each of these transparencies to encourage students to respond in writing to a painting or a photograph.

The following works are included:

1. photograph of three boys
2. photograph of women laughing
3. photograph of zebras
4. *Builders - Red and Green Ball* by Jacob Lawrence
5. photograph of basket and basketball
6. photograph of pyramids and their reflection
7. *The Shelton With Sunspots* by Georgia O'Keeffe
8. photograph of children climbing books
9. photograph of The Pompidou Center, designed by Richard Rogers and Renzo Piano
10. photograph of a man in a swamp
11. photograph of the Great Wall of China
12. *The Bedroom at Arles* by Vincent van Gogh

The transparencies may be used with any handwriting lesson. The purpose and mode, as well as ideas for writing, are printed on the page.

LETTER PAGES

Use these transparencies to model writing specific letters. Call attention to the numbered arrows on the models. Each transparency may be used before students write in their books to introduce and model the letters. The page may also be used after students write in their books to review and evaluate letter formation.

ADDITIONAL TRANSPARENCIES

Use the Guidelines transparency to reinforce students' understanding of the terms and colors used for guidelines. The Letter Groupings transparency will help students focus on letters with common strokes. Use the Keys to Legibility transparency often to help students focus on correct size and shape, slant, and spacing. Use the English or the Spanish Alphabet transparency when introducing or reviewing letters.

PROOFREADING

Use these transparencies to model proofreading and the use of proofreading marks. Each activity provides opportunities for students to find errors in capitalization, punctuation, content, style, and spelling. Help students find the errors and model how to correct them. Ask students to read the marks and to write the paragraph in their best handwriting on a separate sheet of paper.

MATH, SCIENCE, AND SOCIAL STUDIES CONTENT

Use these transparencies to provide practice for students with writing in the content areas. Emphasize legibility as you and the students complete each page.

Answer Key

Transparency 31

My favorite sport is soccer. I love to play soccer after school. I'm the goalie. I have to stop the other team's ball from going into the goal. It is very exciting! Sometimes my team wins. Sometimes we lose. I'm glad I play soccer.

Accept any reasonable revisions.

Transparency 32

There are more than 140,000 Navajo living in parts of Arizona, New Mexico, and Utah. The hogan is the traditional dwelling of the Navajo. A hogan has six or eight sides. It is made of logs and is covered with earth. The most important Navajo craft is rug weaving.

Accept any reasonable revisions.

Transparency 33

Martin Luther King, Jr., said, "I have a dream that one day all God's children will be free." That dream is coming true for a lot of people. I know it is coming true for me. Many people now see that there is more to me than the color of my skin. I have Martin Luther King, Jr., to thank for that.

Accept any reasonable revisions.

Transparency 34

Last year I went with my family to New York City. I went to the top of the Empire State Building. I took a ferry to the Statue of Liberty. I went to Ellis Island and saw the place where my great-great-grandparents arrived when they came from Europe.

Accept any reasonable revisions.

Transparency 35

I really like a poem called "Three Birds Flying" by Eve Merriam. It's about a dream a girl had. In the dream, the girl flew with three birds. Then she woke up. When she wrote about her dream, the memory of the birds came back to her.

Accept any reasonable revisions.

Transparency 36

My favorite autobiography is The Story of My Life by Helen Keller. The author tells all about how she overcomes many physical handicaps and about the relationship she had with her teacher. Reading this book makes me want to be the best I can be.

Accept any reasonable revisions.

Transparency 37

About six months ago my friend Sally invited me to her birthday party. It was going to be at a bowling alley. There was going to be all the pizza you could eat. I really wanted to go. Then I got the flu and couldn't go. I was really disappointed.

Accept any reasonable revisions.

Transparency 38

My favorite holiday is Thanksgiving. All my aunts and uncles and cousins come to our house. Everybody brings some food. My mom cooks a turkey. My dad bakes a pumpkin pie. He makes the best pies I have ever tasted. Everybody talks at the same time. It is really nice being with my whole family on Thanksgiving.

Accept any reasonable revisions.

Transparency 39

Many animals are in danger of dying out. Bald eagles and California condors are close to extinction. People need to stop killing these animals or pretty soon there won't be any left. If all the bald eagles are killed, we won't have a national bird.

Accept any reasonable revisions.

Transparency 40

The musical instrument I would like to play is the drums. You can play them loud or soft. The drums help keep the beat of the music. I would like to be in a rock band. The drummer is on the back part of the stage. I would like that because I am shy.

Accept any reasonable revisions.



Where do you think these boys are going? Write what each boy might be saying.



Did someone tell a joke or a funny story? Write a story explaining why you think these women are laughing.



These zebras have striped hair. Other animals have spotted hair, plain hair, fur, scales, feathers, or other


coverings. Write a paragraph in which you describe several animals. Group them by their coverings.



Look carefully at this picture and describe what you see. Write about where the people are, what they are wearing, and what they are doing.




Imagine you have just thrown this ball. Write a story telling about your part in the rest of the game.



Which are the real pyramids and which are their reflections?
Write a paragraph describing what you see.



Why are these children climbing up a pile of giant-sized books?
Explain what you think the picture means.



This "inside-out" building is in Paris, France. Write a paragraph describing what you see.



Some pictures create moods. Write a paragraph describing what you see and how this picture makes you feel.



Imagine you are walking along the Great Wall of China. Where are you going?
Write a journal entry telling what happens on your journey.



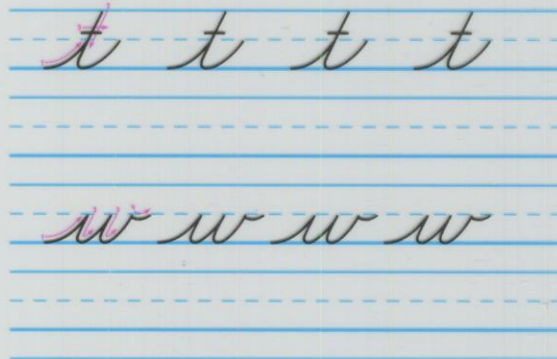
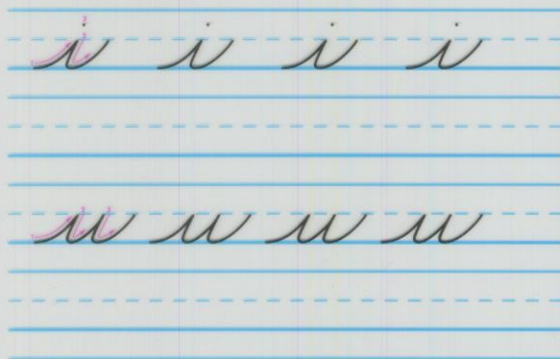
You can tell a great deal about people by seeing their homes. Tell about the person who sleeps in this room.

Write Undercurve Letters

Find an undercurve  in each letter below.



Write the letters.




**YOUR
PERSONAL
BEST**

Be careful not to loop back. Write:

i, not *e* *t*, not *tt*
u, not *ee* *w*, not *eee*

Write the letters one more time.

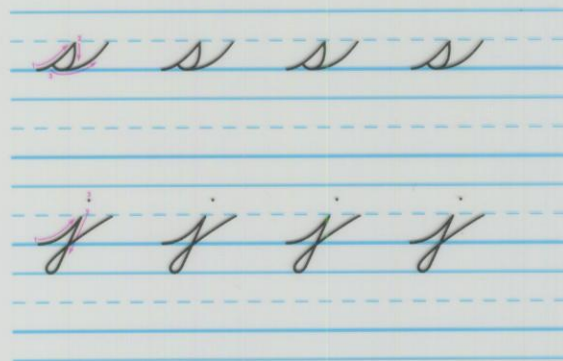
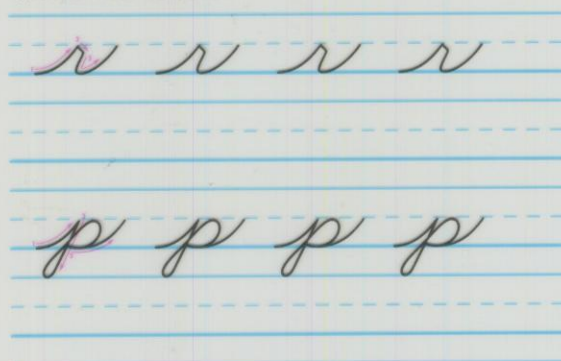


Write Undercurve Letters





Find an undercurve  in each letter below.



Write the letters.




Don't round *r*. Remember to close *s*, *p*, and *j*. Write:


r, not  *s*, not 
p, not  *j*, not 

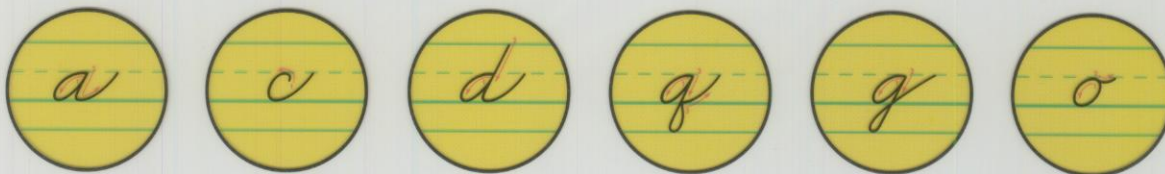
**YOUR
PERSONAL
BEST**

Write the letters one more time.

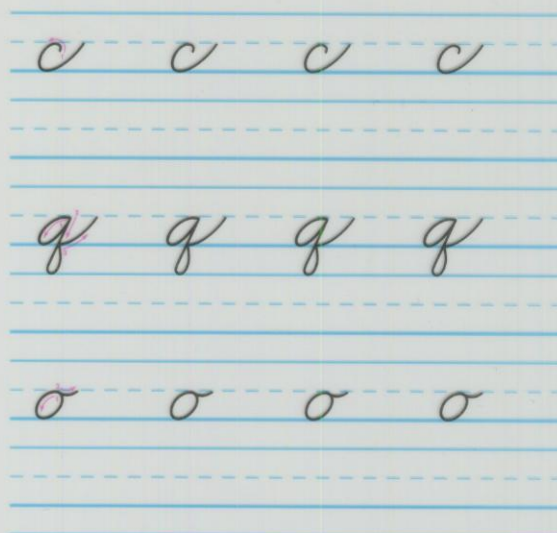
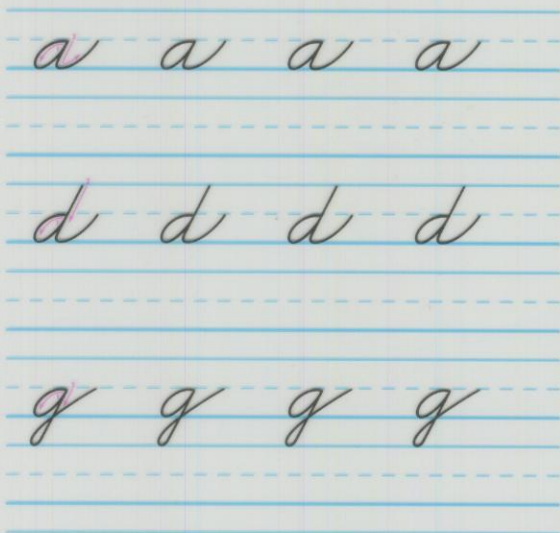


Write Downcurve Letters

Find a downcurve  in each letter below.




Write the letters.



Don't loop *c*. Remember to close *a*, *d*, *g*, *q*, and *o*. Write:

<i>a</i> , not <i>α</i>	<i>c</i> , not <i>e</i>
<i>d</i> , not <i>cl</i>	<i>g</i> , not <i>cf</i>
<i>q</i> , not <i>cy</i>	<i>o</i> , not <i>u</i>

Write the letters one more time.



**YOUR
PERSONAL
BEST**


Use Proofreading Marks





- | | | | |
|---|-------------------------|-----|---------------------------|
| ≡ | capitalize. | ✂ | Delete (take out). |
| / | Use a lowercase letter. | ¶ | Indent for paragraph. |
| ◉ | Add period. | kat | Circle a misspelled word. |
| ^ | Insert (add). | | |

Brad wrote about the Navajo. Use the proofreading marks to edit his writing. Look for mistakes in capitalization, punctuation, and spelling. See if any letters or words should be inserted or deleted. Then write Brad's paragraph correctly.

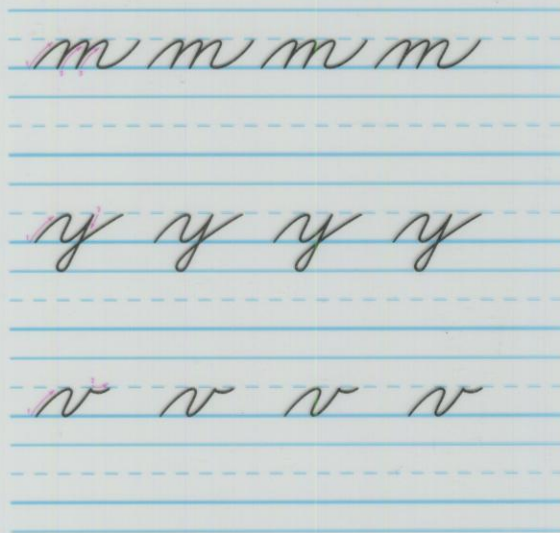
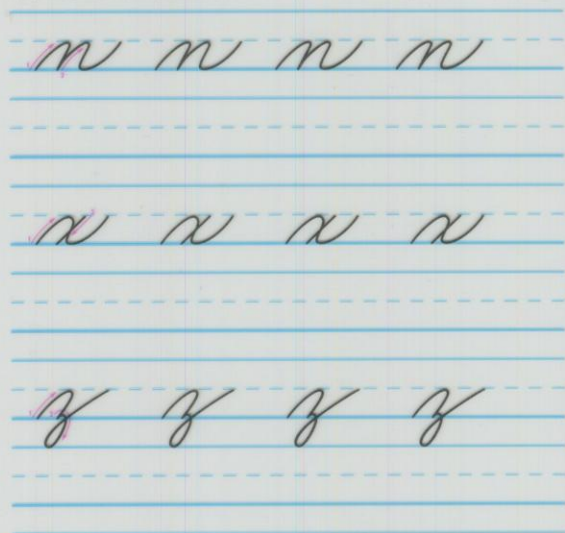
There are more than 140,000 Navajo liveing in parts of Arizona, new mexicoh, and Utah. the hogan is the traditional dwelling the navajo. A hogan has six or ate sides. It is is made of logs and is covered with erth. The most importint Navajo Craft is rug weaving.

Write Overcurve Letters

Find an overcurve  in each letter below.



Write the letters.



Remember to write:

n, not *u*

m, not *u*

x, not *h*

y, not *y*


z, not *z*

v, not *v*






**YOUR
PERSONAL
BEST**

Write the letters one more time.



Write Letters With Loops

Find a loop  in each letter below.



Write the letters.

e e e e

l l l l

h h h h

k k k k

f f f f

b b b b

Remember to keep loops open. Write:

e, not *u*

l, not *u*

h, not *h*

k, not *k*

f, not *f*

b, not *b*

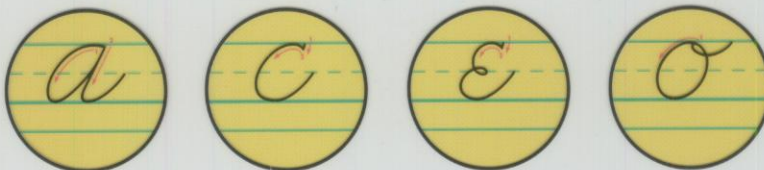


**YOUR
PERSONAL
BEST**

Write the letters one more time.

Write Downcurve Letters

Find a downcurve () in each letter below.



Write the letters.

a a a a

c c c c

e e e e

o o o o

JOINING ALERT

a, *c*, and *e* are joined to the letter that follows.

o is not joined to the letter that follows.

Am Cl Ed Or

Amos Clarence

Edna Ora

**YOUR
PERSONAL
BEST**

Write the letters one more time.



The States and the Great Lakes

The States

- | | |
|-------------------------|---------------------------|
| 1. <u>Washington</u> | 26. <u>Illinois</u> |
| 2. <u>Oregon</u> | 27. <u>Indiana</u> |
| 3. <u>California</u> | 28. <u>Kentucky</u> |
| 4. <u>Idaho</u> | 29. <u>Tennessee</u> |
| 5. <u>Nevada</u> | 30. <u>Mississippi</u> |
| 6. <u>Alaska</u> | 31. <u>Michigan</u> |
| 7. <u>Hawaii</u> | 32. <u>Ohio</u> |
| 8. <u>Montana</u> | 33. <u>West Virginia</u> |
| 9. <u>Wyoming</u> | 34. <u>Virginia</u> |
| 10. <u>Utah</u> | 35. <u>North Carolina</u> |
| 11. <u>Arizona</u> | 36. <u>South Carolina</u> |
| 12. <u>Colorado</u> | 37. <u>Alabama</u> |
| 13. <u>New Mexico</u> | 38. <u>Georgia</u> |
| 14. <u>North Dakota</u> | 39. <u>Florida</u> |
| 15. <u>South Dakota</u> | 40. <u>New York</u> |
| 16. <u>Nebraska</u> | 41. <u>Pennsylvania</u> |
| 17. <u>Kansas</u> | 42. <u>Maryland</u> |
| 18. <u>Oklahoma</u> | 43. <u>New Jersey</u> |
| 19. <u>Texas</u> | 44. <u>Maine</u> |
| 20. <u>Minnesota</u> | 45. <u>New Hampshire</u> |
| 21. <u>Iowa</u> | 46. <u>Vermont</u> |
| 22. <u>Missouri</u> | 47. <u>Delaware</u> |
| 23. <u>Arkansas</u> | 48. <u>Rhode Island</u> |
| 24. <u>Louisiana</u> | 49. <u>Connecticut</u> |
| 25. <u>Wisconsin</u> | 50. <u>Massachusetts</u> |

The Great Lakes

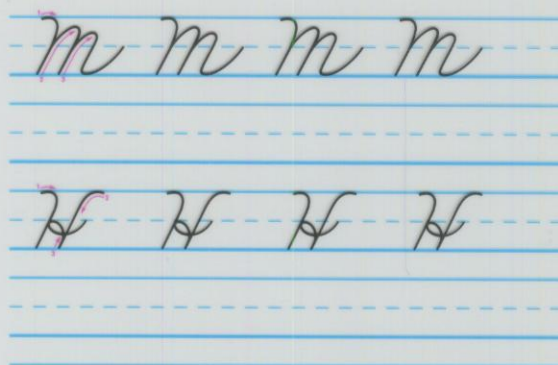
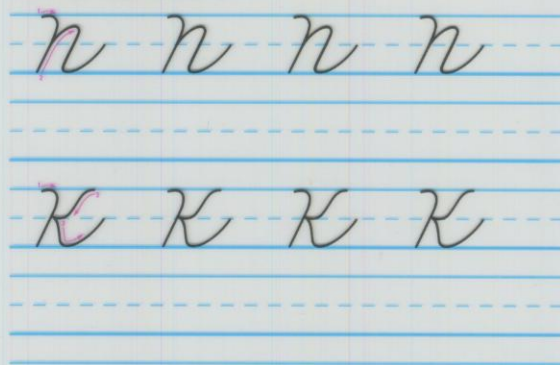
- | | |
|-------------------------|------------------------|
| A. <u>Lake Superior</u> | D. <u>Lake Erie</u> |
| B. <u>Lake Michigan</u> | E. <u>Lake Ontario</u> |
| C. <u>Lake Huron</u> | |

Write Curve Forward Letters

Find a curve forward 7 in each letter below.



Write the letters.




JOINING ALERT

n, m, K, and H are joined to the letter that follows.

ni mo ka hi
niles mona
Kareem Hillary


**YOUR
PERSONAL
BEST**

Write the letters one more time.

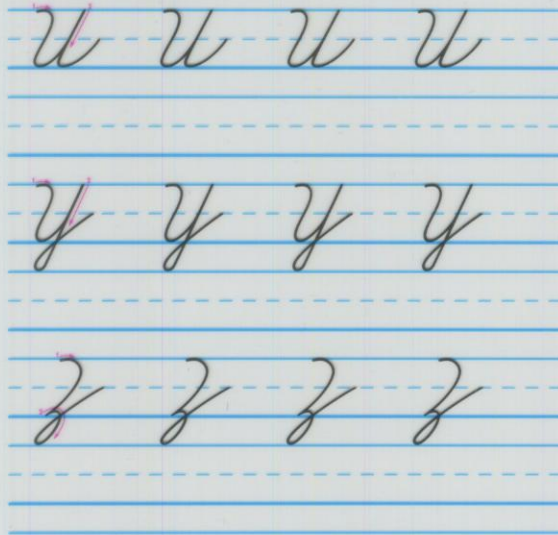


Write Curve Forward Letters

Find a curve forward 7 in each letter below.



Write the letters.



Un Yi Ze
Una Ying Zena

JOINING ALERT

u, *y*, and *z* are joined to the letter that follows.

**YOUR
PERSONAL
BEST**

Write the letters one more time.



Write Curve Forward Letters

Find a curve forward 7 in each letter below.



Write the letters.

V V V V

X X X X

W W W W

Ve Xi Wa
Veronica Xiang Walt

JOINING ALERT


V, X, and W are not joined to the letter that follows.

**YOUR
PERSONAL
BEST**

Write the letters one more time.





Write Doublecurve Letters

Find a doublecurve  in each letter below.



Write the letters.



JOINING ALERT

T and *F* are not joined to the letter that follows.

Tr Fa
Troy Fatima

**YOUR
PERSONAL
BEST**

Write the letters one more time.




Write Overcurve Letters

Find an overcurve (in each letter below.



Write the letters.



lr
Irene

fo
Joe

Qu
Quincy


JOINING ALERT

f is joined to the letter that follows.

l and *Q* are not joined to the letter that follows.

**YOUR
PERSONAL
BEST**

Write the letters one more time.





Write Letters With Loops

Find a loop in each letter below.



Write the letters.




JOINING ALERT

G, *S*, *L*, and *D* are not joined to the letter that follows.

Ge Si Lo Dr
Georgia Sima
Lorenzo Drew

**YOUR
PERSONAL
BEST**

Write the letters one more time.



Write Undercurve-Slant Letters

Find an undercurve-slant stroke *1* in each letter below.



Write the letters.

P P P P

R R R R

B B B B

Pa Re Br
Pat Rena Bruce

JOINING ALERT

R is joined to the letter that follows.


P and *B* are not joined to the letter that follows.

**YOUR
PERSONAL
BEST**

Write the letters one more time.



Guidelines for Writing



A series of ten horizontal blue lines for handwriting practice. Each line set consists of a solid top line, a dashed middle line, and a solid bottom line, providing a guide for letter height and placement.

Cursive Letter Groupings

Undercurve Letters

i t w r s p y

Letters With Loops

e d h k f b

Lowercase
Alphabet

Downcurve Letters

a c d g q o

Overcurve Letters

m n x y z v

Numerals

1 2 3 4 5 6 7 8 9 10

Punctuation

? ! " "

Curve Forward Letters

n m k h u y z v x w

Doublecurve Letters

J F

Uppercase
Alphabet

Downcurve Letters

A C E O

Overcurve Letters

I J Q

Undercurve-Slant Letters

P R B

Letters With Loops

G S L D

Keys to Legibility

Zaner-Bloser

Cursive

Size

The size is correct when all letters of the same size are even in height and rest on the baseline.

tall letters

b d f h k l t

short letters

a c e g i j m
n o p q r s
u v w x y z

little

Shape

The cursive letters are made up of four basic strokes.



slant



undercurve



downcurve



overcurve

Slant

Cursive letters should have a forward slant. Correct slant is achieved by positioning the paper correctly, pulling the downstrokes in the proper direction, and shifting the paper as the writing line fills.

even slant

Paper Position

left hand



right hand



Spacing

Spacing between letters, words, and sentences should be even. Between letters in a word there should be just enough space for a minimum-sized oval. For uniform spacing between words, the beginning stroke should start near the ending stroke of the preceding word. A slanted line (45°) drawn from the endpoint of the last stroke to the baseline should touch both words. Allow enough space for an uppercase **O** between sentences and two uppercase **O**'s for the indentation of a paragraph.

is horse

also. Look

English Cursive Alphabet and Numerals

a b c d e f g h i j

k l m n o p q r

s t u v w x y z

A B C D E F G H I

J K L M N O P Q R

S T U V W X Y Z

1 2 3 4 5 6 7 8 9 10

Spanish Cursive Alphabet and Numerals

a b c ch d e f g h

i j k l ll m n ñ

o p q r rr s t u

v w x y z

A B C Ch D E F G H

I J K L ll M N ñ O P

Q R S T U V W X Y Z

1 2 3 4 5 6 7 8 9 10

Use Proofreading Marks

≡ capitalize.

/ Use a lowercase letter.

⊙ Add period.

^ Insert (add).

✂ Delete (take out).

¶ Indent for paragraph.

(kat) Circle a misspelled word.

Sandra wrote about a well-known quotation. Use the proofreading marks to edit her writing. Look for mistakes in capitalization, punctuation, and spelling. See if any letters or words should be inserted or deleted. Then write Sandra's paragraph correctly.

Martin Luther King, Jr.,
said, "I have a dream that
one day all God's children
will be free." That Dream
is is coming true for lot of
People. I know it is coming
true for me. many people
now see that there is more
to me than the colour of my
skin I have martin luther
king, Jr., to thank for that.

Use Proofreading Marks

≡ capitalize.

/ Use a lowercase letter.

⊙ Add period.

^ Insert (add).

✂ Delete (take out).

¶ Indent for paragraph.

(kat) Circle a misspelled word.

Sue wrote about her favorite sport. Use the proofreading marks to edit her writing. Look for mistakes in capitalization, punctuation, and spelling. See if any letters or words should be inserted or deleted. Then write Sue's paragraph correctly.

My favorite sport is soccer.
I love to play soccer after
school. I'm the the Goalie.
I have to stop the other
team's ball from going into
the goal. It very exiting!
Sometimes my my Team
wins. sometimes we lose.
I'm glad I play soccer

Use Proofreading Marks

≡ capitalize.

/ Use a lowercase letter.

⊙ Add period.

^ Insert (ad^d).

✂ Delete (take out).

¶ Indent for paragraph.

kat Circle a misspelled word.

Philip wrote about his favorite autobiography. Use the proofreading marks to edit his writing. Look for mistakes in capitalization, punctuation, and spelling. See if any letters or words should be inserted or deleted. Then write Philip's paragraph correctly.

My faverite autobiography
The Story of My Life by
 Helen Keller The author tells
 all about how she overcomes
 meny Physical Handicaps
 and about the the
 relationship she had with
 her teacher. reading this
 book makes me want to be
 the best I can bee.

Use Proofreading Marks

≡ capitalize.

/ Use a lowercase letter.

⊙ Add period.

^ Insert (ad^d).

✂ Delete (take out).

¶ Indent for paragraph.

(kat) Circle a misspelled word.

Jessica wrote about a poem. Use the proofreading marks to edit her writing. Look for mistakes in capitalization, punctuation, and spelling. See if any letters or words should be inserted or deleted. Then write Jessica's paragraph correctly.

I really like a a pome
called "Three Birds Flying
by Eve Merriam. It's about
a Dream a girl had. in the
dreem, the girl flew with
three birds. Then she woke
up. when she wrote about
her dream, the Memory of
the birds came back her

Use Proofreading Marks

≡ capitalize.

/ Use a lowercase letter.

⊙ Add period.

^ Insert (add).

✂ Delete (take out).

¶ Indent for paragraph.

(kat) Circle a misspelled word.

Karen wrote about a time when she was disappointed. Use the proofreading marks to edit her writing. Look for mistakes in capitalization, punctuation, and spelling. See if any letters or words should be inserted or deleted. Then write Karen's paragraph correctly.

About a six months ago my
frend sally invited me to
her her birthday party. it
was going to be at a
Bowling Alley. There was
going to be all the pizza
you could eat. I really
wanted to go Then I got
the Flu and couldn't go. I
was really disappointed

Use Proofreading Marks

≡ capitalize.

/ Use a ~~l~~ lowercase letter.

⊙ Add period ⊙

^ Insert (ad^d).

✂ Delete (take out).

¶ Indent for paragraph.

(kat) Circle a misspelled word.

William wrote about a holiday. Use the proofreading marks to edit his writing. Look for mistakes in capitalization, punctuation, and spelling. See if any letters or words should be inserted or deleted. Then write William's paragraph correctly.

My favorite holiday is Thanksgiving. All my aunts and uncles and cousins come to our house. Everybody brings sum food My mom coooks a turkey. my dad bakes a Pumkin Pie. He makes the best pies I have have ever tasted. Everybody talks at same time. it is really nice being with my whole famly on thanksgivin

Use Proofreading Marks

≡ capitalize.

/ Use a lowercase letter.

⊙ Add period.

^ Insert (ad^d).

✂ Delete (take out).

¶ Indent for paragraph.

(kat) Circle a misspelled word.

Mariah wrote about endangered animals. Use the proofreading marks to edit her writing. Look for mistakes in capitalization, punctuation, and spelling. See if any letters or words should be inserted or deleted. Then write Mariah's paragraph correctly.

Many animals are in danger
of dyeing out. bald eagles
and and california condors
are close to extinction. people
need to stop killing these
animuls or pretty soon there
won t be eny left If all
the Bald Eagles are killed,
we won t have National
Bird

Use Proofreading Marks

≡ capitalize.

/ Use a lowercase letter.

⊙ Add period.

^ Insert (ad^d).

✂ Delete (take out).

¶ Indent for paragraph.

(kat) Circle a misspelled word.


Victor wrote about an instrument he would like to play. Use the proofreading marks to edit his writing. Look for mistakes in capitalization, punctuation, and spelling. See if any letters or words should be inserted or deleted. Then write Victor's paragraph correctly.

The Musical Instrument I would like to play is the drums You can play them loud or soft. The drums help keep the beat of the musick. I would like to be in a Rock Band. the drummer on the back part of of the stage. I would like that becace I am shy

Standard Measurements

Unit of Measure	Abbreviation
inch	in.
ounce	oz
gallon	gal
foot	ft
cup	c
pound	lb
yard	yd
pint	pt
minute	min
mile	mi
quart	qt
hour	hr
tablespoon	tbsp
teaspoon	tsp

Parts of a Flower




Simple Machines


Copyright © Zaner-Bloser, Inc.




lever



inclined plane




wheel



wedge



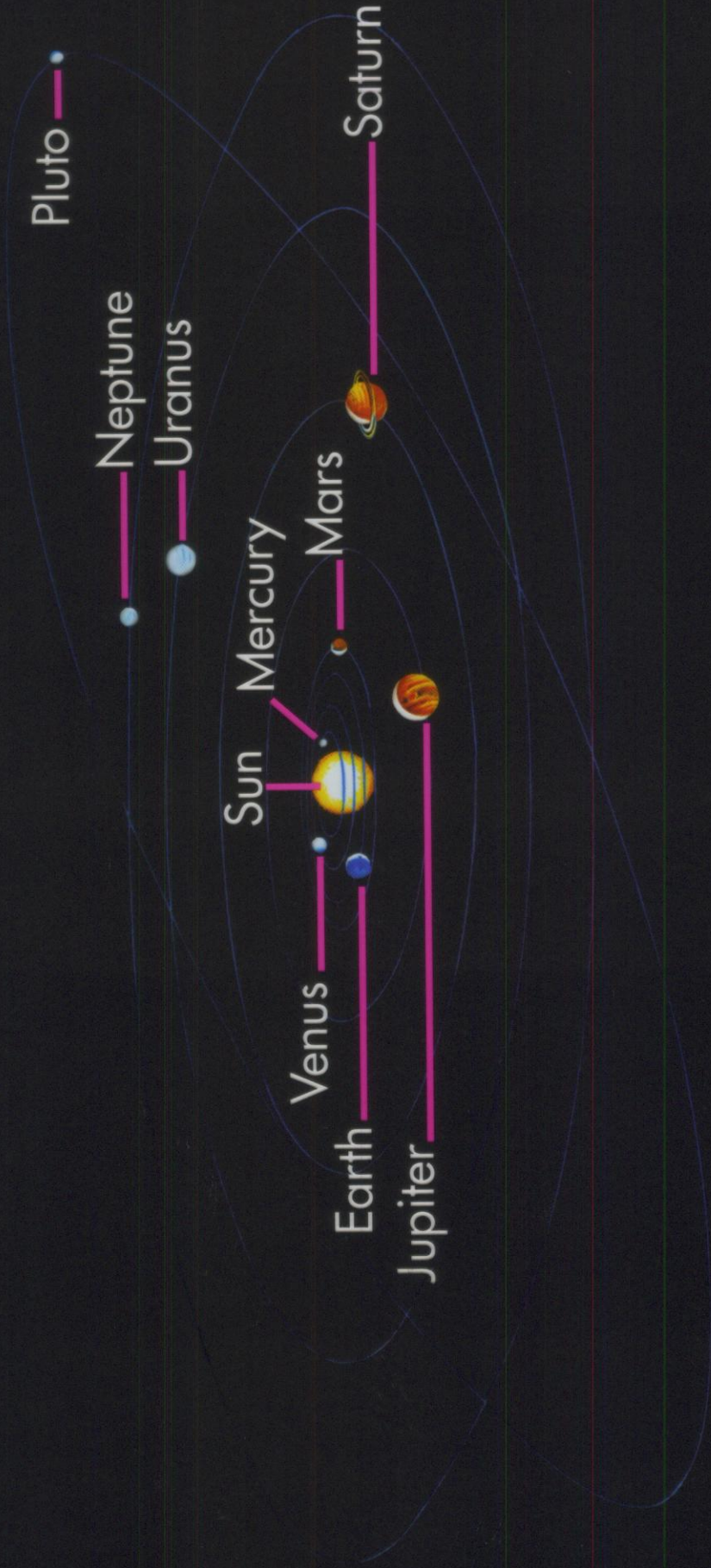
pulley



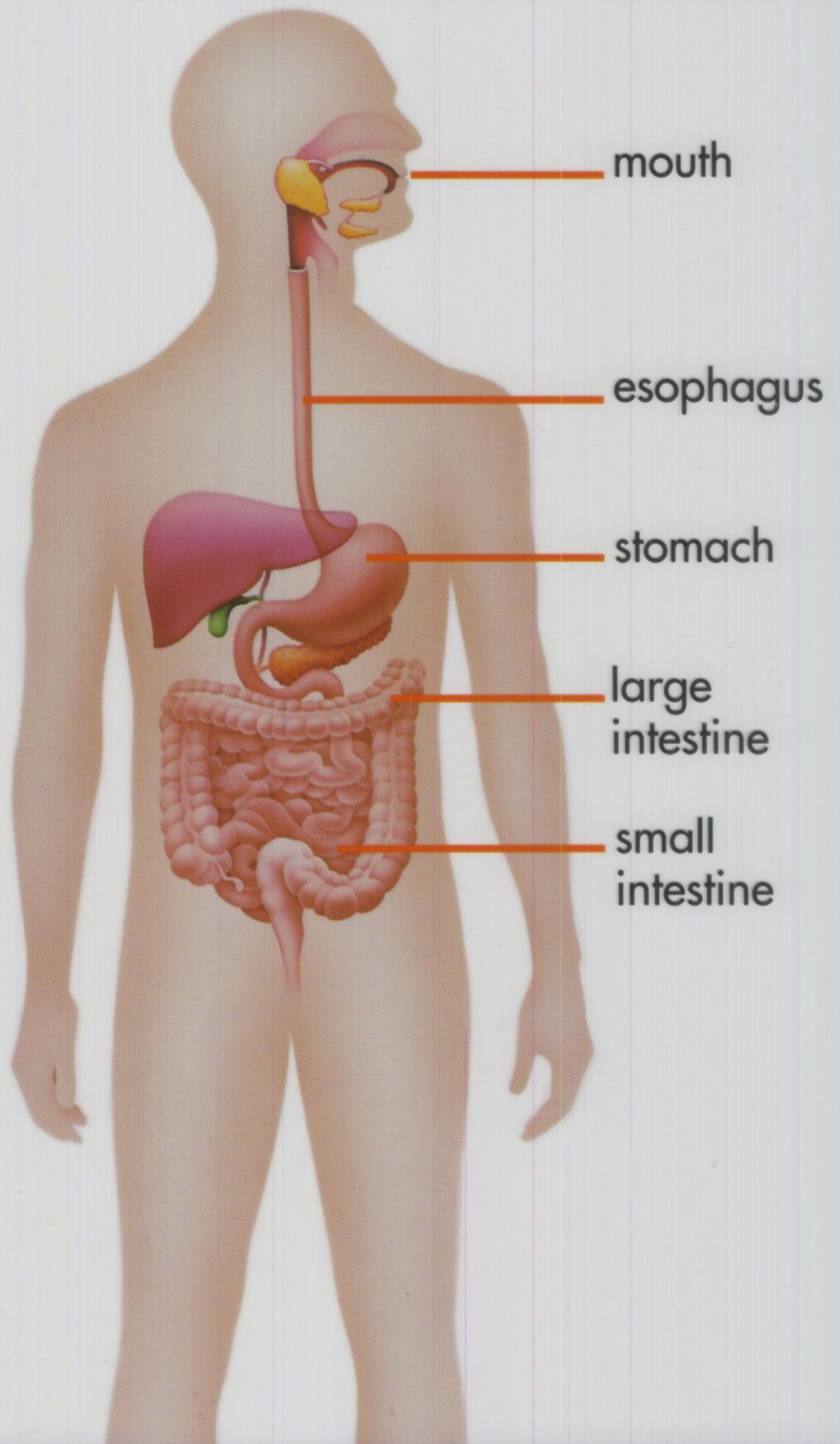
screw

Inclined Plane/Wedge: Aaron Haupt
Lever/Wheel: Bill Tijerina
Screw/Pulley: Terri Plante

Planets of the Solar System



Digestive System



The States and the Great Lakes



Continents of the World



Zaner-Bloser

EDUCATIONAL PUBLISHERS

C.D. "BUD" BEAGLE

Educational Sales Consultant

Office

640 W. Artemos Drive
Missoula, MT 59803
(406) 542-2305

Company

2200 West Fifth Avenue
P.O. Box 16764
Columbus, OH 43216-6764
Customer Service (800) 421-3018
Fax (614) 487-2699

Zaner-Bloser, Inc.

P.O. Box 16764

Columbus, Ohio 43216-6764

1-800-421-3018

ISBN 0-88085-373-5



9 780880 853736



90000>

REORDER 700144